

Category C Coalescer Separator housings are for commercial aviation fuel. Type S-LW qualification can be used for mobile applications where minimum amounts of water and dirt in the product are expected. Facet HCS Series Horizontal Coalescer Separator housings fully comply with EI 1581, Category C, Type S-LW requirements.

RELIABLE PERFORMANCE

Facet coalescer separators are a result of over 50 years of continuous research and development to meet the ever demanding performance requirements in the aviation fuel handling industry. This, along with proven field performance, demonstrates Facet's ability to provide quality products that meet current specifications as well as specific customer requirements for installations in refineries, bulk storage, terminals, heliports, airports, etc.

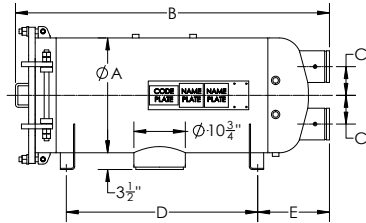
STANDARD HOUSING DESIGN

- EI 1596 Design & Construction
- Welded carbon steel construction—other materials available on request
- ASME Code, Section VIII construction, stamped and certified
- Design pressure: 150 psi @ 250°F—other design pressures available on request
- Inlet, outlet and drain connections permanently marked
- Interior: Epoxy coated (MIL-PRF-4556)
- Exterior: Prime coated
- Swing bolt head closures
- Hinged end opening cover furnished on 18" (457 mm) OD and larger
- Victaulic inlet and outlet connections
- Buna-N o-ring closure seal
- Choice of rod or screw base coalescer cartridge mounting styles
- Knife edge cartridge mounting seals
- 4" inlet/outlet cleanout/inspection connections (when permitted by design)
- Spider plate attached to vessel wall

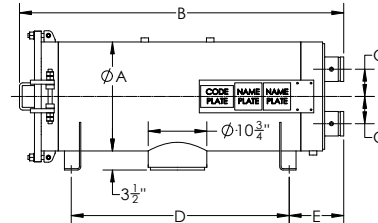
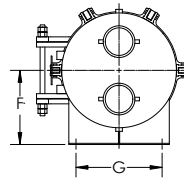
OPTIONS

- Water defense system*
- Automatic air eliminator with check valve*
- Pressure relief valve*
- Differential pressure gauge*
- Pilot control valve
- Blind cover for pilot control mounting flange
- Sampling probes

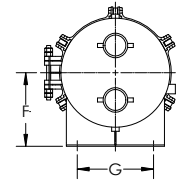
(* Mandatory for 5th Edition)



STYLE A



STYLE B



DATA

MODEL NUMBER ⁽¹⁾	FLOW RATE		REQUIRED CARTRIDGES				HOUSING LIQUID VOLUME		HOUSING DRY WEIGHT		HOUSING TYPE
	AVIATION FUEL EI 1581, CATEGORY C, TYPE S-LW		COALESCERS		SEPARATORS		gals.	ltrs.	lbs.	kgs.	
	gpm	lpm	qty.	model	qty.	model					
HCS-216-1318	100	379	2	CAA16-5	1	SS318FA-5	16	61	250	113	Style B - Flat
HCS-322-1424	207	784	3	CAA22-5SB	1	SS424FB-5	27	102	350	159	Style B - Flat
HCS-333-1436	321	1215	3	CAA33-5SB	1	SS436FB-5	33	125	375	170	Style B - Flat
HCS-338-130	374	1416	3	CAA38-5SB	1	SS630FF-5	48	182	500	227	Style B - Flat
HCS-343-133	440	1666	3	CAA43-5SB	1	SS633FF-5	55	208	525	238	Style B - Flat
HCS-438-138	499	1889	4	CAA38-5SB	1	SS638FF-5	60	227	575	261	Style B - Flat
HCS-356-144	565	2139	3	CAA56-5SB	1	SS644FF-5	67	254	575	261	Style B - Flat
HCS-443-144	586	2218	4	CAA43-5SB	1	SS644FF-5	67	254	600	272	Style B - Flat
HCS-543-229	733	2775	5	CAA43-5SB	2	SS629FF-5	85	322	675	306	Style A - Dished
HCS-456-229	753	2850	4	CAA56-5SB	2	SS629FF-5	105	397	750	340	Style A - Dished
HCS-643-236	880	3331	6	CAA43-5SB	2	SS636FF-5	105	397	800	363	Style A - Dished
HCS-556-236	942	3566	5	CAA56-5SB	2	SS636FF-5	127	481	900	408	Style A - Dished
HCS-656-244	1130	4278	6	CAA56-5SB	2	SS644FF-5	150	568	1125	510	Style A - Dished
HCS-756-248	1317	4985	7	CAA56-5SB	2	SS648FF-5	149	564	1125	510	Style A - Dished

Other sizes available on request.

* Separators: If preferred, Teflon® separator cartridges can be used in place of Synthetic. The separator cartridge model number's prefix would change from SS to ST. Example: SS318FA-5 would change to ST318FA-5

DIMENSIONS

MODEL NUMBER ⁽¹⁾	INLET/OUTLET DIAMETER		DIMENSIONS ⁽²⁾													
			A		B		C		D		E		F		G	
	in.	mm.	in.	mm.	in.	mm.	in.	mm.	in.	mm.	in.	mm.	in.	mm.	in.	mm.
HCS-216-1318	2	51	14	356	32 3/4	832	4	102	18	457	8	203	10 1/2	267	9	229
HCS-322-1424	3	76	16	406	39 3/4	1010	5	127	21	533	9 3/4	248	11 1/2	292	11	279
HCS-333-1436	3	76	16	406	48	1219	5	127	28	711	10 3/4	273	11 1/2	292	11	279
HCS-338-130	4	102	18	457	53 3/4	1365	5	127	34	864	10 1/2	267	12 1/2	318	12	305
HCS-343-133	4	102	18	457	59 3/4	1518	5	127	40	1016	10 1/2	267	12 1/2	318	12	305
HCS-438-138	4	102	20	508	54	1372	5	127	35	889	9 3/4	248	13 1/2	343	14	356
HCS-356-144	4	102	18	457	71 1/2	1816	5	127	52	1321	10 3/4	260	12 1/2	318	12	305
HCS-443-144	4	102	20	508	59 1/2	1511	5	127	40	1016	10	254	13 1/2	343	14	356
HCS-543-229	6	152	22	559	63 1/2	1613	6	152	39	991	14	356	14 1/2	368	16	406
HCS-456-229	6	152	22	55	76 3/4	1949	6	152	52	1321	14	356	14 1/2	368	16	406
HCS-643-236	6	152	24	610	65 3/4	1670	6	152	40	1016	15	381	15 1/2	394	18	457
HCS-556-236	6	152	24	610	77 1/2	1969	6	152	52	1321	15	381	15 1/2	394	18	457
HCS-656-244	6	152	26	660	77 1/2	1969	7	178	52	1321	15	381	16 1/2	419	19	483
HCS-756-248	8	203	26	660	77 1/4	1962	8	203	52	1321	15	381	16 1/2	419	19	483

REFERENCE NOTES:

- (1) Model numbers include housing and required cartridge mounting.
- (2) Dimensions are approximate and should not be used for installation purposes.

NOTES:

- a. All elements are mounted against knife edge seals.
- b. Nameplate to be stamped with EI classified data.
- c. Inlet chamber to be hydrostatic tested at 115 psi.
- d. Coalescer cartridges are offered with a choice of rod or screw base mounting. The suffix "SB" will be added to the coalescer model number when screw base is required.
Example: CAA33-5 = Rod Mount
CAA33-5SB = Screw Base